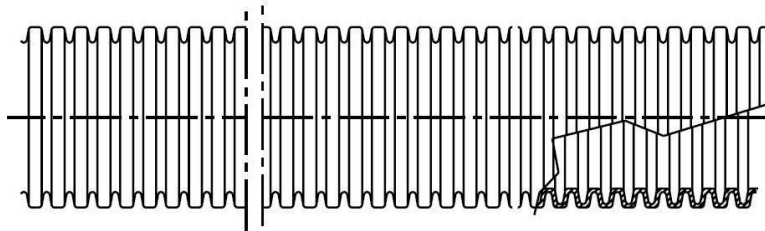


## LGP Standard flexible conduits

Item codes : from 666400 to 666421



### SUMMARY

PAGES

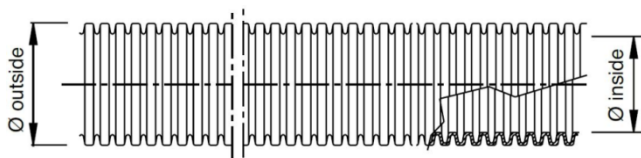
- 1. Description and applications ..... 1
- 2. Dimensions and compatibility ..... 1
- 3. Technical features ..... 1
- 4. Environmental profile ..... 2
- 5. Conformity and approvals..... 2

### 1. DESCRIPTION AND APPLICATIONS

Flexible corrugated conduit made of high quality, halogen free and flame retardant polyamide. Suitable for most applications it combines good mechanical and thermal performances with a good flexibility and geometrical adaptation. Ideal for static or dynamic applications it ensures the protection of cable and guarantees a good resistance to simulated weathering and vibrations. It is used with the patented connectors which ensures a good tightening with an IP68 protection and a fast coupling system. It's the appropriate solution for energy, signal or power distribution.

### 2. DIMENSIONS AND COMPATIBILITY

Dimensions and packaging:



Item GREY	Nominal diameter	Internal diameter [mm]	External diameter [mm]	Curvature radius* [mm]	Pack [m]
666400	7	7,0	10,0	50	50
666401	10	10,0	13,0	60	50
666402	12	12,0	16,0	70	50
666403	17	17,0	21,0	95	50
666404	23	22,5	29,0	135	50
666405	29	28,0	35,0	170	25
666406	36	35,0	43,0	210	25
666407	48	47,0	55,0	290	25

\* Approximate value: for more information contact Legrand technical offices

Item BLACK	Nominal diameter	Internal diameter [mm]	External diameter [mm]	Curvature radius* [mm]	Pack [m]
666408	7	7,0	10,0	60	50
666409	8	8,0	12,0	70	50
666410	10	10,0	13,0	140	50
666411	12	12,0	16,0	70	50
666412	15	15,0	20,0	110	50
666413	17	17,0	21,0	120	50
666414	19	19,0	25,0	120	50
666415	23	22,5	29,0	150	50
666416	25	25,0	32,0	150	25
666417	29	28,0	35,0	190	25
666418	33	33,0	40,0	190	25
666419	36	35,0	43,0	210	25
666420	42	42,0	50,0	250	25
666421	48	47,0	55,0	290	25

\* Approximate value: for more information contact Legrand technical offices

### Compatibility:

Connectors, fittings and accessories LGP series.



### 3. TECHNICAL FEATURES

#### Raw material:

Polyamide PA6 [UL94-V2] halogen free and flame retardant.

#### IEC 61386 classification:

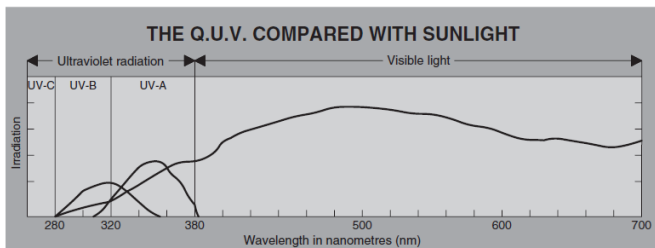


(2 2 2 3 for items 666400/666408/666409) - (1 3 3 3 for item 666418)  
 (2 3 4 3 for items 666401 to 666407 grey LGP)

1 <sup>st</sup> figure		2 <sup>nd</sup> figure		3 <sup>rd</sup> figure		4 <sup>th</sup> figure	
Resistance to compression		Resistance to shock		Maximum installation and normal use temperature		Minimum transport, installation and normal use temperature	
1 = very slight	125 N	1 = very slight	0.5 J	1 = +5 °C		1 = +60 °C	
2 = slight	320 N	2 = slight	1 J	2 = -5 °C		2 = +90 °C	
3 = medium	750 N	3 = medium	2 J	3 = -15 °C		3 = +105 °C	
4 = strong	1250 N	4 = strong	6 J	4 = -25 °C		4 = +120 °C	
5 = very strong	4000 N	5 = very strong	20 J	5 = -45 °C		5 = +150 °C	
						6 = +250 °C	
						7 = +400 °C	

### Resistance to UV rays:

Represents the resistance to the degradation of mechanical performance caused by exposure to UV radiation contained in sunlight. All RTA conduit systems have been subjected to the Q.U.V. test which, with exposure cycles of 4+4 hours, simulates the continued alternation of light and condensation. The conduits of LGP series are not recommended for long exposition to UV radiation even if they have a good resistance to UV rays: all LGP conduits are indicated for internal uses or covered uses.



### Resistance to chemical agents:

Represents the resistance to chemicals or external agents. The used test method consist of: immersion of the items under test in the chemical substance for 24 hours; once they were dried and conditioned at a constant temperature for other 24 hours, they were checked with the following examinations:

- Visual inspection to check the integrity
- Mechanical bending test
- Mechanical compression test
- IP protection test

Industrial chemical agents	Resistance*
Unleaded petrol	●
Industrial detergent	●
Diesel fuel	●
Lubricant oil	●
Emulsifier solution	●
Washing solvent	●

\* resistances to chemicals are indicative. For any specific application or environment please contact Legrand technical offices

- Good resistance
- Medium resistance
- No resistance

### Operating temperature:

Minimum: -25° C / -13° F  
Maximum: +105° C / +221° F

### Heat resistance:

Glow wire test: 750° C / 1382° F

### Self-extinguishing:

Does not propagate flames in according to IEC 61386.

### IP protection index:

IP44 with LGP series connectors.  
IP68 with LGP series connectors and gaskets.

1 <sup>st</sup> digit IP		2 <sup>nd</sup> digit IP	
Protection against the ingress of solid bodies		Protection against the ingress of liquids	
0	No protection	2	Protection against drops of water falling at up to 15° from the vertical
1	Protection against solid bodies larger than 50 mm (e.g.: accidental contact)	3	Protection against drops of rain water at up to 60° from the vertical
2	Protection against solid bodies larger than 12 mm (e.g.: finger)	4	Protection against sprays of water from all directions
3	Protection against solid bodies larger than 2.5 mm	5	Protection against jets of water from all directions
4	Protection against solid bodies larger than 1 mm	6	Protection against jets of water of similar force to heavy seas
5	Protection against dust	7	Protection against the effects of immersion
6	Complete protection against dust	8	Protection against prolonged effects of immersion under pressure

### 4. ENVIRONMENTAL PROFILE

All the items identified in this technical sheet respect in terms of concentration of substances and raw materials the European legislations about dangerous and forbidden substances and chemical preparations.



All items identified in this technical sheet are constituted by raw materials completely recyclable.

### 5. CONFORMITY AND APPROVALS



All the items identified in this technical sheet are compliant to all the requirements and the regulations currently in force in the European Union about safety, health and environmental issues.



IMQ mark: items from 666400 to 666421.



UL Recognized mark: items from 666411 to 666421.



RINA mark: items from 666400 to 666421.

For technical documentation, test reports, commercial information or any other needs please refer to the local LEGRAND office.

